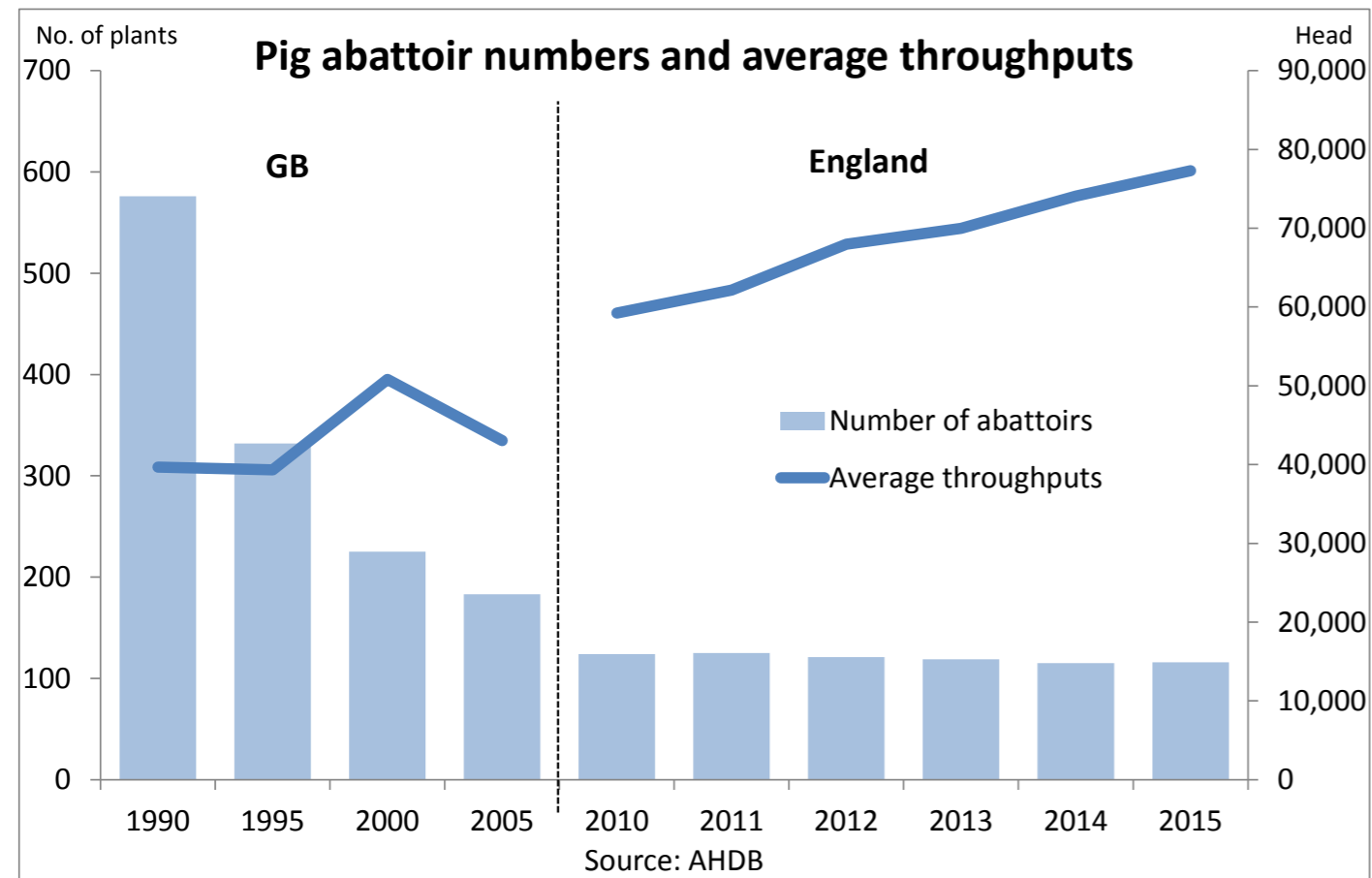
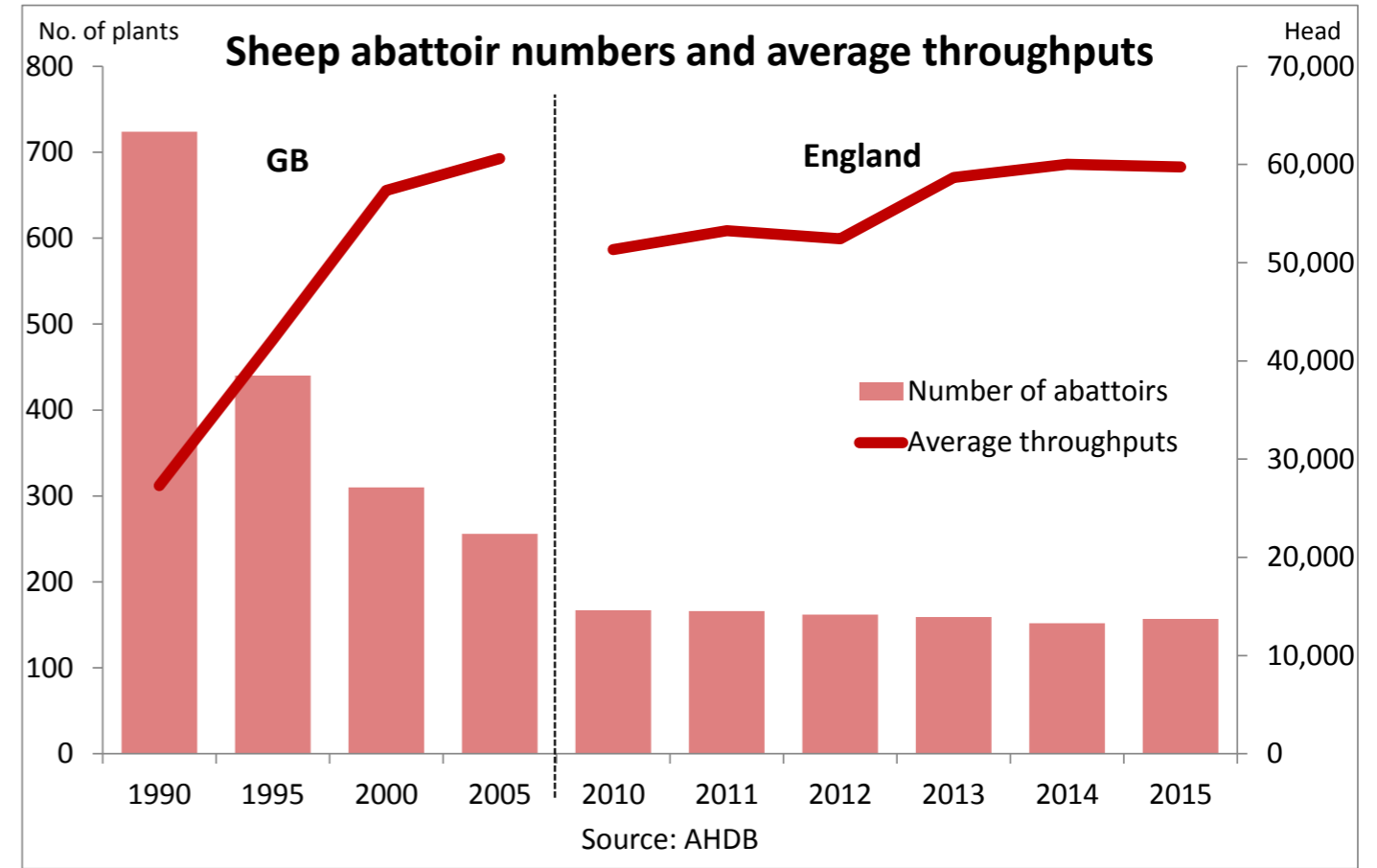
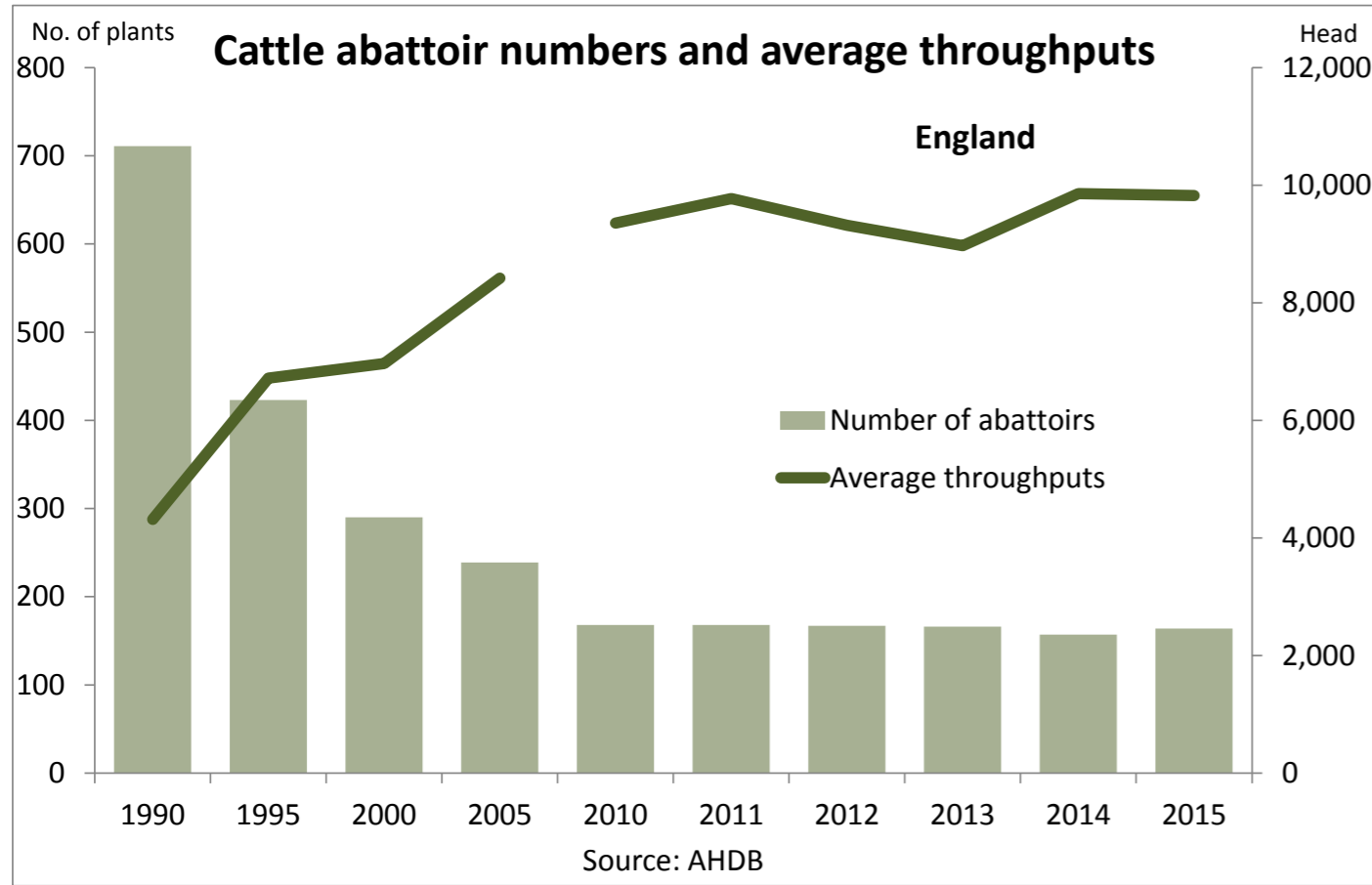


	1990	1995	2000	2005	2010	2011	2012	2013	2014	2015
All red meat abattoirs	GB	GB	GB	GB	England	England	England	England	England	England
Number of abattoirs	779	488	359	287	202	198	195	193	186	192
Abattoirs killing cattle	GB	GB	GB	GB	England	England	England	England	England	England
Number of abattoirs	711	423	290	239	168	168	167	166	157	164
Slaughterings (000 head)	3,068	2,841	2,020	2,012	1,571	1,641	1,556	1,489	1,547	1,611
Average throughputs	4,315	6,716	6,966	8,418	9,354	9,770	9,320	8,969	9,855	9,824
Abattoirs killing sheep	GB	GB	GB	GB	England	England	England	England	England	England
Number of abattoirs	724	440	310	256	167	166	162	159	152	157
Slaughterings (000 head)	19,776	18,543	17,783	15,516	8,573	8,840	8,493	9,331	9,125	9,379
Average throughputs	27,315	42,143	57,365	60,609	51,335	53,253	52,426	58,684	60,033	59,738
Abattoirs killing pigs	GB	GB	GB	GB	England	England	England	England	England	England
Number of abattoirs	576	332	225	183	124	125	121	119	115	116
Slaughterings (000 head)	22,852	13,056	11,434	7,876	7,345	7,769	8,224	8,326	8,517	8,967
Average throughputs	39,674	39,325	50,818	43,038	59,237	62,152	67,967	69,965	74,057	77,299

Source: AHDB

Note: GB abattoir data not available after 2005



Note: GB abattoir data not available after 2005