


# The biggest threat to your pig's health is another pig



Years of hard work and patient breeding of your cherished pigs can be jeopardised with one innocent mistake.

Just like humans, pigs easily spread health problems when in close contact with each other.

Also, your pigs could have developed immunity to a number of diseases and appear to be healthy but pigs on another farm may not have this immunity.

## AVOIDING THE SPREAD OF INFECTION BETWEEN PIGS

Also known as **BIOSECURITY**, this is crucial to the health of your pigs and the long term survival of pig keeping.

## “A HEALTHY PIG IS A HAPPY PIG”

A few simple actions can considerably reduce the chances of introducing health problems to your pigs and, equally as important, avoid spreading any disease to someone else's pigs.

This leaflet will outline the main areas of risk and help you to reduce them.

# The Pig Health Improvement Project


BPEX's Pig Health Improvement Project is a major national scheme with one clear goal, to improve the health of pigs across the country.

The PHIP takes a collaborative, action-orientated approach to reducing the incidence of disease in pig herds. The scheme involves vets, producers, members of the allied industry and smallholders all working closely together to ensure the long-term sustainability of pig farming.

There is a network of pig farmer groups which you can go along to for advice. The groups work together to tackle local pig health issues.

To join the Pig Health Improvement Project log on to [www.pighealth.org.uk](http://www.pighealth.org.uk) or email [pighealth@bpex.ahdb.org.uk](mailto:pighealth@bpex.ahdb.org.uk)

You can also follow the scheme on Twitter by searching for [@BPEXPigHealth](https://twitter.com/BPEXPigHealth).



## Biosecurity for Smallholders



**A guide to protecting the health of your pigs and other pigs nearby**

BPEX, Stoneleigh Park, Kenilworth, Warwickshire CV8 2TL  
Tel: 0247 647 8877 Email: [pighealth@bpex.ahdb.org.uk](mailto:pighealth@bpex.ahdb.org.uk)  
Website: [www.pighealth.org.uk](http://www.pighealth.org.uk)

# Biosecurity hazards – risks and recommendations



## DELIVERIES



**Risk:** If a supplier is delivering pig related items to you, the chances are they have been to another pig unit.

**Recommendation:** Keep the vehicle and driver away from your pigs – where possible ask for deliveries at the edge of your property.


## FARM SECURITY



**Risk:** Unauthorised entry to your site could bring with it any form of disease or infection.

**Recommendation:** It is a good idea to secure your premises with fencing and lockable gateways to ensure no unauthorised entry to your animals. This will help to protect against the introduction of new disease and risk of theft.

## PREVENTING ESCAPE



**Risk:** Pigs which escape risk infecting any pigs they come into contact with and may also bring back new diseases to the rest of your pigs. They also risk picking up injuries.

**Recommendation:** Ensure that your paddock fencing is strong, secure and cannot be undermined by pigs.

## KITCHEN WASTE



**Risk:** Organisms can be carried in many food products; although not dangerous to humans they can be devastating to pigs. Foot and Mouth Disease and Swine Fever can both be spread to pigs through contaminated food products.

**Recommendation:** Strict laws were developed following foot and mouth disease; information on these is available from Defra. Meat products are banned from being fed to pigs and care should also be taken over the feeding of vegetable scraps – they must never be sourced from any kind of kitchen.

## BIRDS AND VERMIN



**Risk:** Pest species can easily spread disease on a holding and, more importantly, can travel between farms.

**Recommendation:** Use appropriate pest control products as required and ensure that your holding is kept clean and tidy – simply sweeping up spilt food and securing storage bins can help discourage rats, mice and birds from making a home on your farm.

## INTRODUCING NEW PIGS



**Risk:** New pigs, including borrowed boars and bought in weaners can carry disease and could potentially pass infection straight on to your pigs.

**Recommendation:** Make sure you know the health status of any new pigs. Quarantine any new pigs away from your own for at least 30 days, looking for any signs of ill health. Use separate equipment and clothing for the quarantine area. Do not return to the resident pigs without having a shower and changing clothes.

## WIND



**Risk:** Some organisms can travel several kilometres in air currents.

**Recommendation:** Discover the location of pigs in your area by registering with [www.pighealth.org.uk](http://www.pighealth.org.uk) and viewing the interactive map. This will enable you to make more informed choices about the sourcing of stock, where you house your pigs and the preventative veterinary and husbandry measures you should consider.

## DISPOSAL OF FALLEN STOCK



**Risk:** It is illegal to bury or burn fallen stock due to the risk of spreading disease through the air or groundwater.

**Recommendation:** Collection or delivery to an approved fallen stock collector, incinerator or renderer, or through the National Fallen Stock Scheme, must be arranged. Afterbirth and stillborn piglets must also be disposed of in this way.

## MOVING AND SELLING YOUR PIGS



**Risk:** When taking your pigs to market, livestock shows, slaughterhouses or any other location, failure to properly clean and disinfect vehicles may result in contamination and disease being driven on to your site.

**Recommendation:** Ensure that your trailer is adequately cleaned and disinfected. Defra states that vehicles must be cleaned within 24 hours of unloading stock. Wheels, wheel arches and mud flaps must be cleaned and disinfected prior to leaving markets.