

# IRELAND

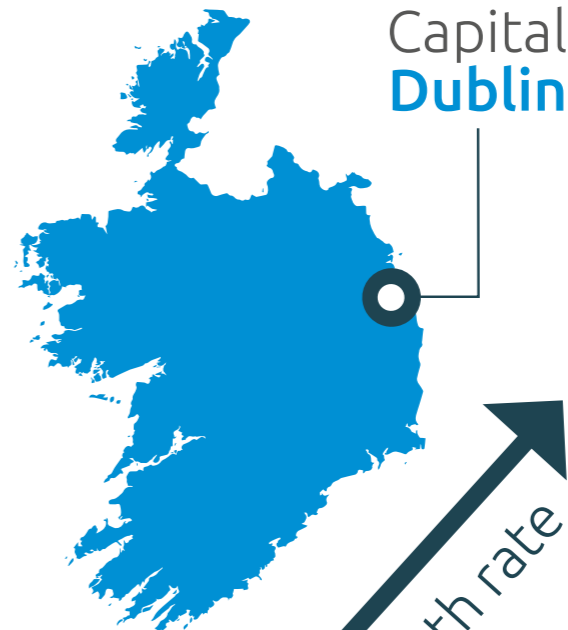

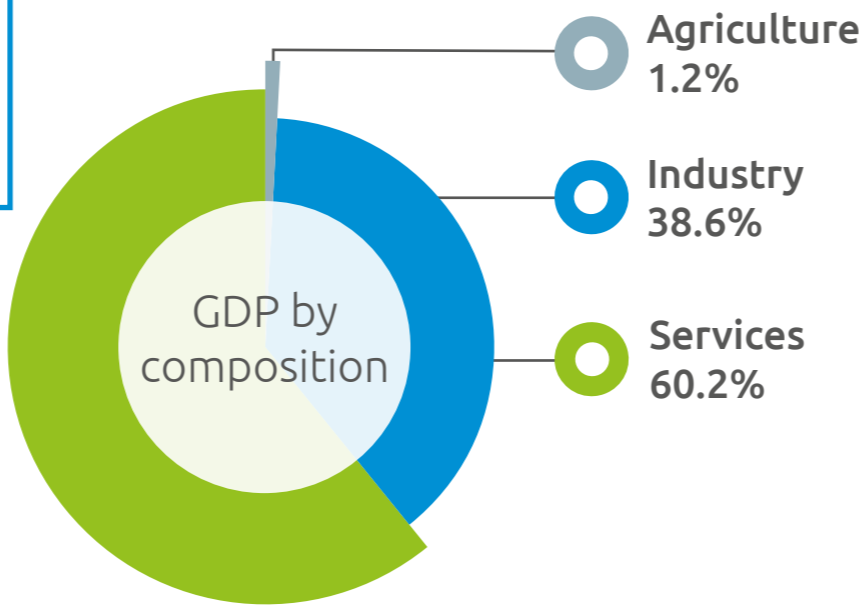
## COUNTRY PROFILE

Currency  
**Euros**

Internet connectivity  
**82.2%**

Main languages  
**English, Irish / Gaelic**

Population  
**5,068,050**



GDP per capita  
**\$73,200**

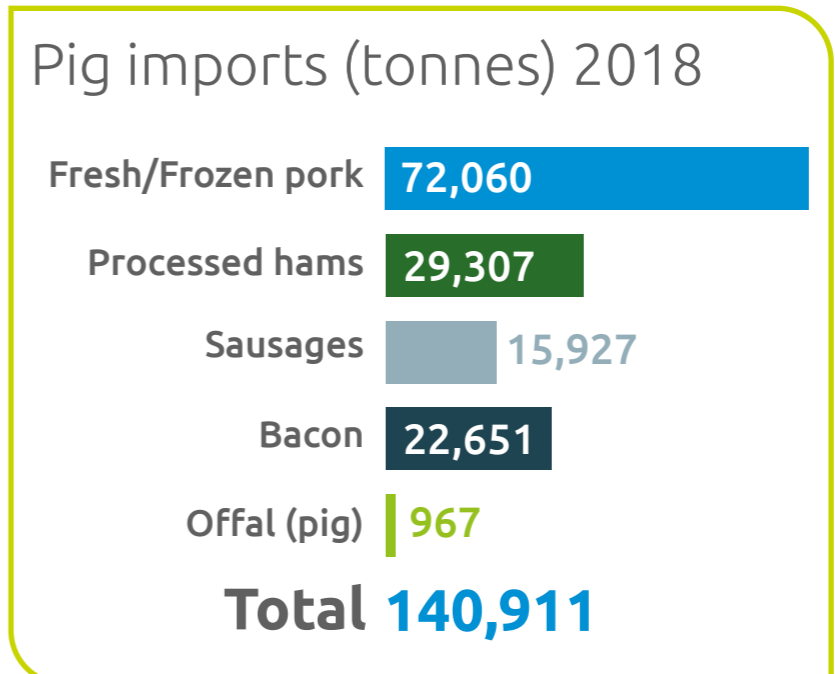
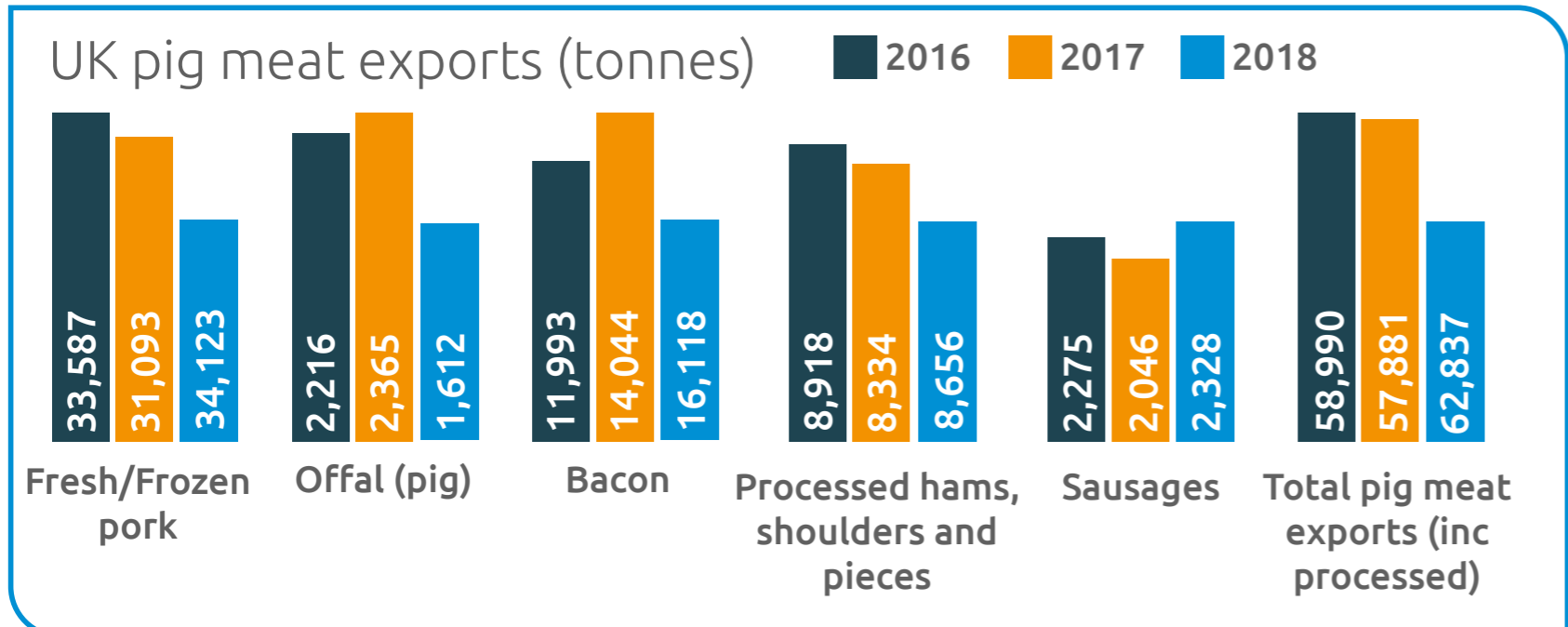
GDP growth rate  
**7.2%**

Irish retailers are blending retail and foodservice with partnerships with food-to-go operators as healthy eating is a growing focus

**Sources**

- IGD 2018/2019.
- CIA: The World Factbook, 2019
- Danish Agricultural and Food Council, Statistics 2017 Pigmeat
- IHS Maritime & Trade - Global Trade Atlas @/UK HMRC 2018: Further publication of the trade data is prohibited, unless expressly permitted by IHS Maritime & Trade.
- OECD, Meat Consumption 2019

The big 3 retailers in Ireland are being increasingly challenged by hard discounters who are growing their share of the market



	Latest update year
GDP growth rate	2017
GDP per capita	2017
Agriculture	2017
Industry	2017
Services	2017
Currency	2018
Capital	2018
Main languages	2018
Population	2018
Internet connectivity	2016
Consumption per capita	2017
Beef and veal	2017
Poultry	2017
Pig meat	2017
Trade data	2018
Retail fact 1	2018/2019
Retail fact 2	2018/2019
UK exports	2018
Country imports	2018